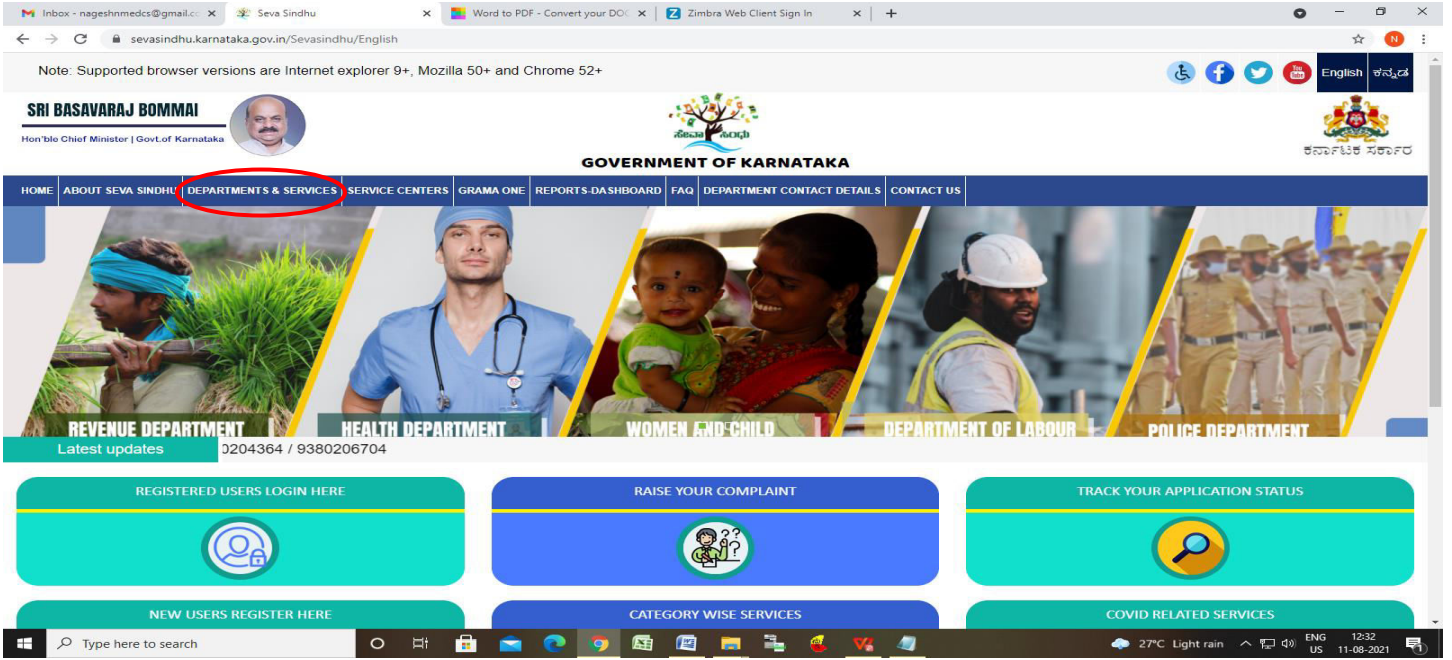
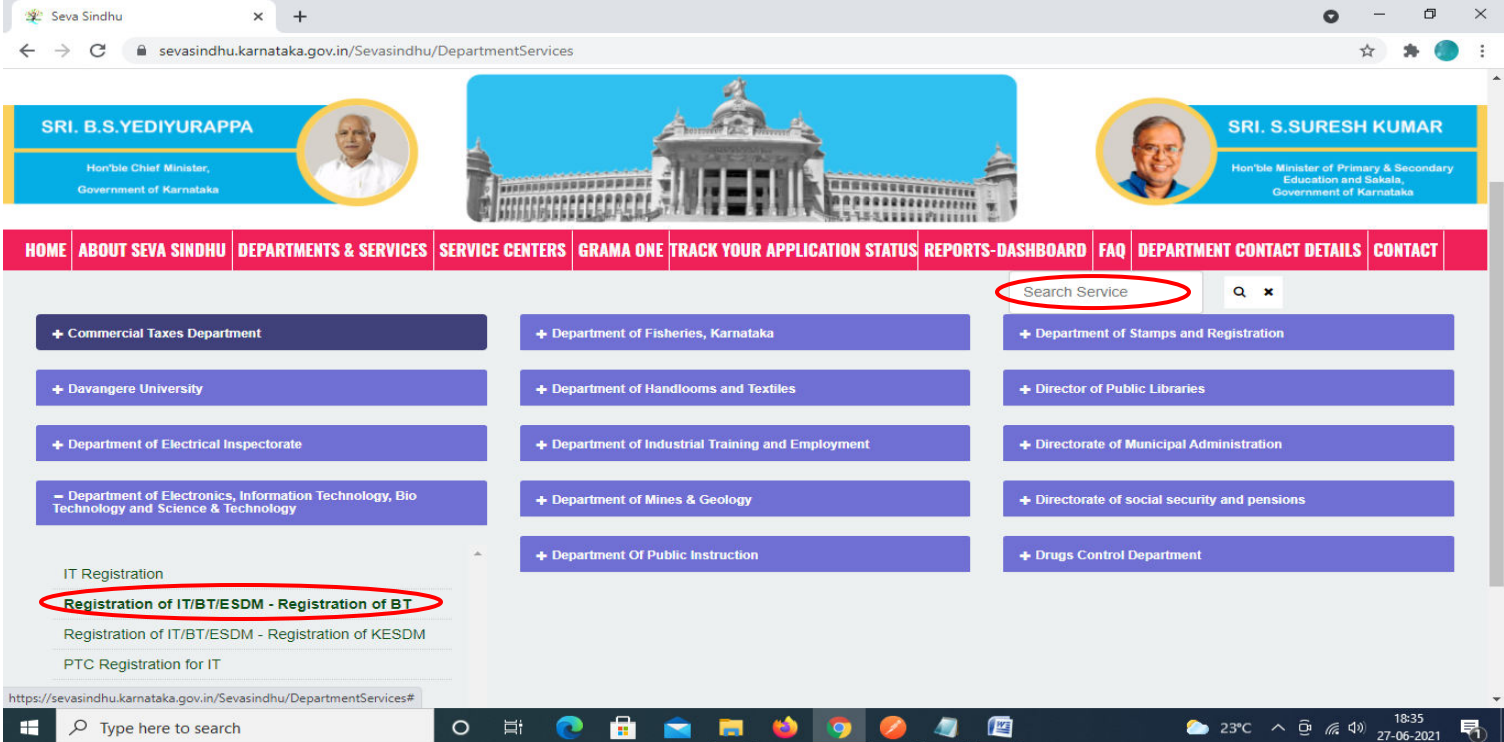


ಮಾಹಿತಿ ತಂತ್ರಜ್ಞಾನ, ಜೈವಿಕ ತಂತ್ರಜ್ಞಾನ ಮತ್ತು ವಿಜ್ಞಾನ ಮತ್ತು ತಂತ್ರಜ್ಞಾನ ಇಲಾಖೆ
Information Technology, Biotechnology And Science And Technology Department
ಜೈವಿಕ ತಂತ್ರಜ್ಞಾನ ನೋಂದಣಿಗೆ ಅರ್ಜಿ
Application For Biotechnology Registration

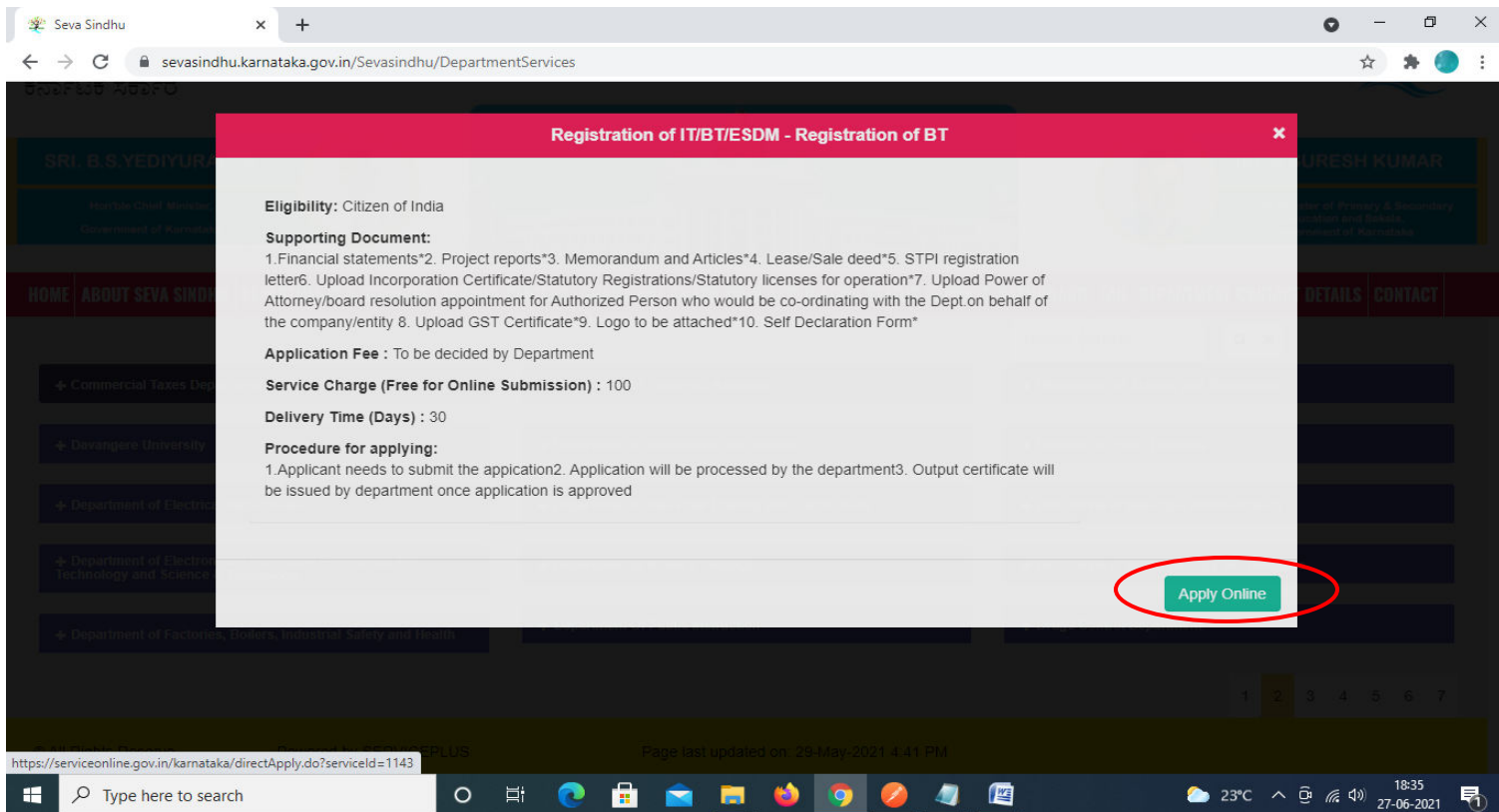
Step 1: Go to sevasindhu.karnataka.gov.in website and click on Departments & Services.



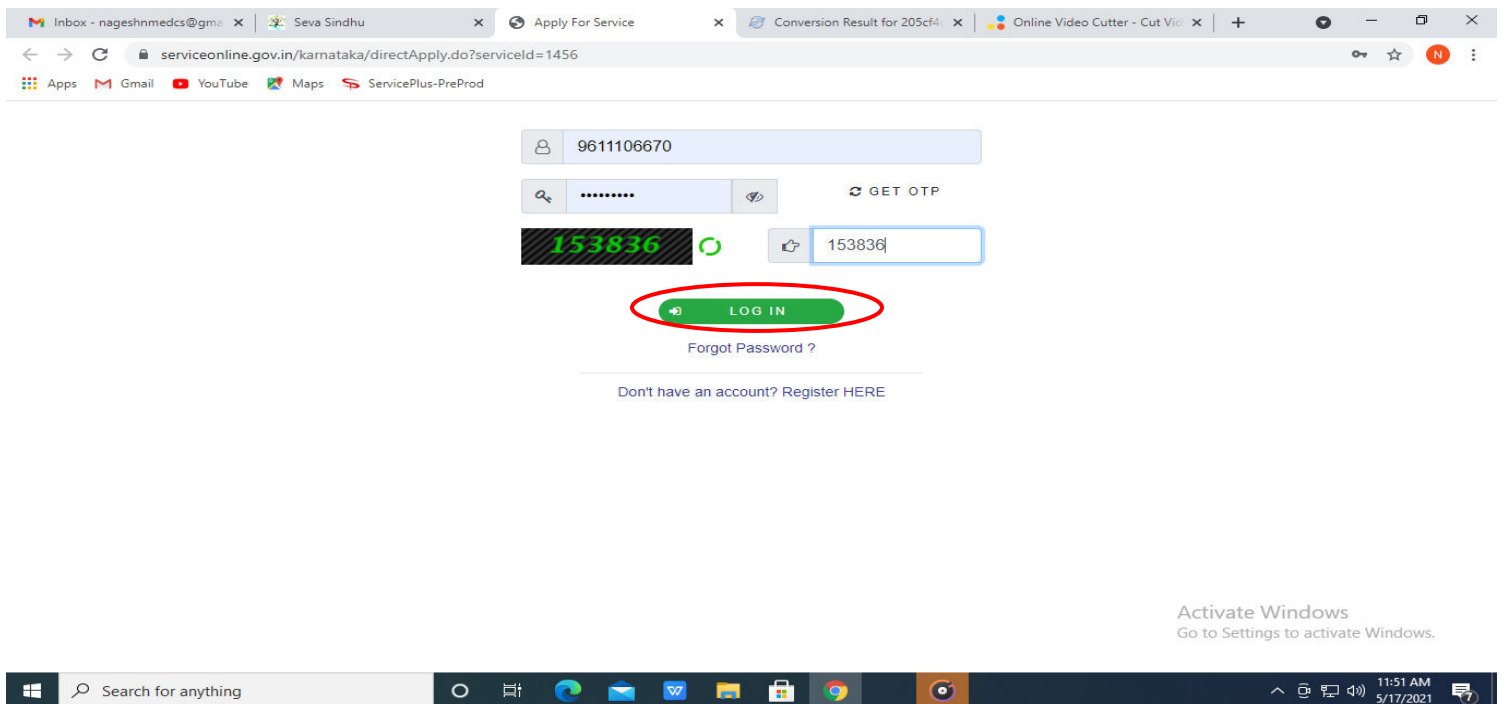
Step 2: Click on **Information Technology, Biotechnology And Science And Technology Department** and select **Application For Biotechnology Registration** service name. Alternatively, you can search for Application For Biotechnology Registration in the search option.



Step 3 : Click on **Apply online.**



Step 4: Enter the username, password/OTP, captcha and click on **Log In** button.



Step 5: Fill the Applicant Details.

Seva Sindhu x ServicePlus- Registration IT/BT/K x ServicePlus- Registration IT/BT/K x +

serviceonline.gov.in/karnataka/renderApplicationForm.do?serviceId=11430002&applySource=home&UUID=9f033b39-8077-4c48-9998-0d6a147fe8eb&mobileEnabled...

ServicePlus
Metadata-based Integrated eService Delivery Framework

Arjuna V

Menu

- Manage Profile
- Apply for services
- View Status of Application
- Messages & Alerts

Themes Language Arjuna V

ಮಾಹಿತಿ ತಂತ್ರಜ್ಞಾನ, ಜೈವಿಕ ತಂತ್ರಜ್ಞಾನ ಮತ್ತು ವಿಜ್ಞಾನ ಮತ್ತು ತಂತ್ರಜ್ಞಾನ ಇಲಾಖೆ
Information Technology, Biotechnology And Science And Technology Department
ಜೈವಿಕ ತಂತ್ರಜ್ಞಾನ ನೋಂದಣಿಗೆ ಅರ್ಜಿ
Application For Biotechnology Registration

Applicant Details/ಅರ್ಜಿದಾರರ ವಿವರಗಳು

Applicant Name/ಅರ್ಜಿದಾರರ ಹೆಸರು *	Arjuna V	Applicant Mobile Number/ ಅರ್ಜಿದಾರರ ಮೊಬೈಲ್ ಸಂಖ್ಯೆ *	8660946021
Gender/ಲಿಂಗ *	<input checked="" type="radio"/> Male/ಪುರುಷ <input type="radio"/> Female/ಸ್ತ್ರೀ <input type="radio"/> Other/ಇತರೆ	Comp/org Name/ಕಂಪನಿ/ಸಂಸ್ಥೆಯ ಹೆಸರು *	Infosys
URL/ಯು ಆರ್ ಲ್ *	http	Applicant Age/ಅರ್ಜಿದಾರರ ವಯಸ್ಸು *	25

Type here to search

08:24 29-05-2021

Step 6: Verify the details. If details are correct, click on **Submit**.

Seva Sindhu x ServicePlus- Registration IT/BT/K x ServicePlus- Registration IT/BT/K x +

serviceonline.gov.in/karnataka/renderApplicationForm.do?serviceId=11430002&applySource=home&UUID=9f033b39-8077-4c48-9998-0d6a147fe8eb&mobileEnabled...

Founder Mobile Number/ಸ್ಥಾಪಕರ ಮೊಬೈಲ್ ಸಂಖ್ಯೆ *

8660946021

Founder E-Mail Id/ಸ್ಥಾಪಕರ ಮಿಂಚಂಚೆ *

arjun.edcs1998@gmail.com

Contact Details of the Authorized Person who would be co-ordinating with the Dept. on behalf of company/ಕಂಪನಿಯ ಪರವಾಗಿ ಇಲಾಖೆಯೊಂದಿಗೆ ಸಮನ್ವಯ ಸಾಧಿಸುವ ಅಧಿಕೃತ ವ್ಯಕ್ತಿಯ ಸಂಪರ್ಕ ವಿವರಗಳು

Name of the Authorized Person/ ಅಧಿಕೃತ ವ್ಯಕ್ತಿಯ ಹೆಸರು *

Arjuna V

Land Line No/ದೂರವಾಣಿ ಸಂಖ್ಯೆ *

8660946021

Fax No/ಫ್ಯಾಕ್ಸ್ ಸಂಖ್ಯೆ

8660946021

Mobile Number/ಮೊಬೈಲ್ ಸಂಖ್ಯೆ *

8660946021

E-Mail Id/ಮಿಂಚಂಚೆ *

arjun.edcs1998@gmail.com

GST Number/ಜಿಎಸ್‌ಟಿ ಸಂಖ್ಯೆ *

8660946021

Word verification

818336

Please enter the characters shown above

818336

Draft **Submit** Close Reset

Type here to search

08:25 29-05-2021

Step 7: A fully filled form will be generated for user verification, if have an corrections click on **Edit** option, otherwise processed to **Attach Annexures**.

The screenshot shows the ServicePlus registration form. The browser address bar displays 'serviceonline.gov.in/karnataka/applyPageForm.do'. The ServicePlus logo is visible at the top left, and the user 'Arjuna V' is logged in at the top right. A red message at the top of the form states: 'Application not yet submitted. To proceed click on the appropriate button available at the bottom of this page'. The form is divided into two main sections: 'Applicant Details/ಅರ್ಜಿದಾರರ ವಿವರಗಳು' and 'Technology and Sector of Operation/ತಂತ್ರಜ್ಞಾನ ಮತ್ತು ವಲಯ'. The applicant details include: Applicant Name: Arjuna V, Applicant Mobile Number: 8660946021, Gender: Male, Comp/org Name: Infosys, URL: http, Applicant Age: 25, and type: bt. The technology sector information includes: Area Of Operation: BioPharma and Product Activity: xxxxxx.

Step 8 : Click on **Attach Annexures**.

The screenshot shows the ServicePlus registration form with founder details and additional information. The browser address bar displays 'serviceonline.gov.in/karnataka/applyPageForm.do'. The form is divided into two main sections: 'Founder Details' and 'Additional Details'. The founder details include: Founder Mobile Number: 8660946021, Founder E-Mail Id: arjun.edcs1998@gmail.com, Name of the Authorized Person: Arjuna V, Land Line No: 8660946021, Fax No: 8660946021, Mobile Number: 8660946021, E-Mail Id: arjun.edcs1998@gmail.com, GST Number: 8660946021, and source: SEVASINDHU. The additional details include: Apply to the Office: Karnataka Innovation and Technology Society, Draft Reference No.: Draft_JT001 S/2021/00001, and a timestamp of 29/5/2021 08:26:13 IST. At the bottom of the form, there are four buttons: 'Attach Annexure' (highlighted with a red circle), 'Edit', 'Cancel', and 'Click here to initiate new application'. The URL 'http://serviceonline.gov.in/karnataka' is visible at the bottom right.

Step 9: Attach the Annexures and click on **Save Annexures**.

The screenshot shows a web browser window with the URL `serviceonline.gov.in/karnataka/editViewAnnexure.do`. The page contains several document upload sections, each with a dropdown menu, a "Document Format" warning, and a "Choose File" button. The sections are:

- STPI registration letter: Dropdown "STPI registration/registration letter (if...", "Document Format" warning, "Choose File" button with "2kbarjun.pdf" selected, and "Scan" button.
- Upload Incorporation Certificate/Statutory Registrations/Statutory licenses for operation: Dropdown "Incorporation Certificate/Statutory Re...", "Document Format" warning, "Choose File" button with "2kbarjun.pdf" selected, and "Scan" button.
- Upload Power of Attorney/board resolution appointment for Authorized Person who would be co-ordinating with the Dept.on behalf of the company/entity: Dropdown "Power of Attorney/board resolution ap...", "Document Format" warning, "Choose File" button with "2kbarjun.pdf" selected, and "Scan" button.
- Upload GST Certificate: Dropdown "GST certificate", "Document Format" warning, "Choose File" button with "2kbarjun.pdf" selected, and "Scan" button.
- Logo to be attached: Dropdown "Logo to be attached", "Document Format" warning, "Choose File" button with "download_1_.jpg" selected, and "Scan" button.

At the bottom right, there are three buttons: "Save Annexure" (circled in red), "Cancel", and "Back".

Step 10 :Saved Annexures will be displayed and click on **eSign and Submit** to proceed.

The screenshot shows a web browser window with the URL `serviceonline.gov.in/karnataka/editSaveAnnexure.do`. The page displays a summary of the uploaded documents and additional details.

Uploaded Documents:

- for Authorized Person who would be co-ordinating with the Dept.on behalf of the company/entity: be co-ordinating with the Dept.on behalf of the company/entity
- 8) Upload GST Certificate: GST certificate
- 9) Logo to be attached: Logo to be attached
- 10) Predefined Template: Self Declaration

Additional Details:

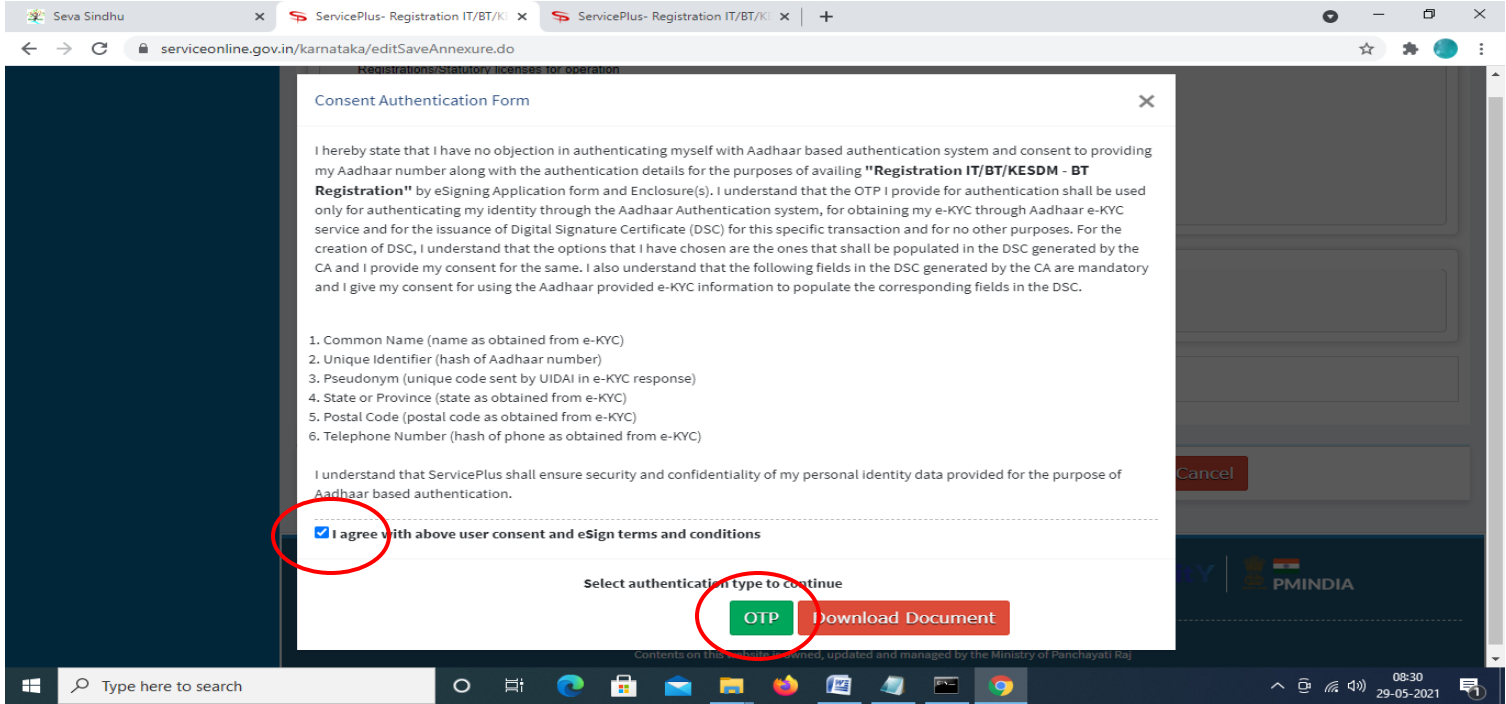
- Apply to the Office: Karnataka Innovation and Technology Society
- Draft Reference No: IT001S210000001

At the bottom, there are two buttons: "eSign and Submit" (circled in red) and "Cancel".

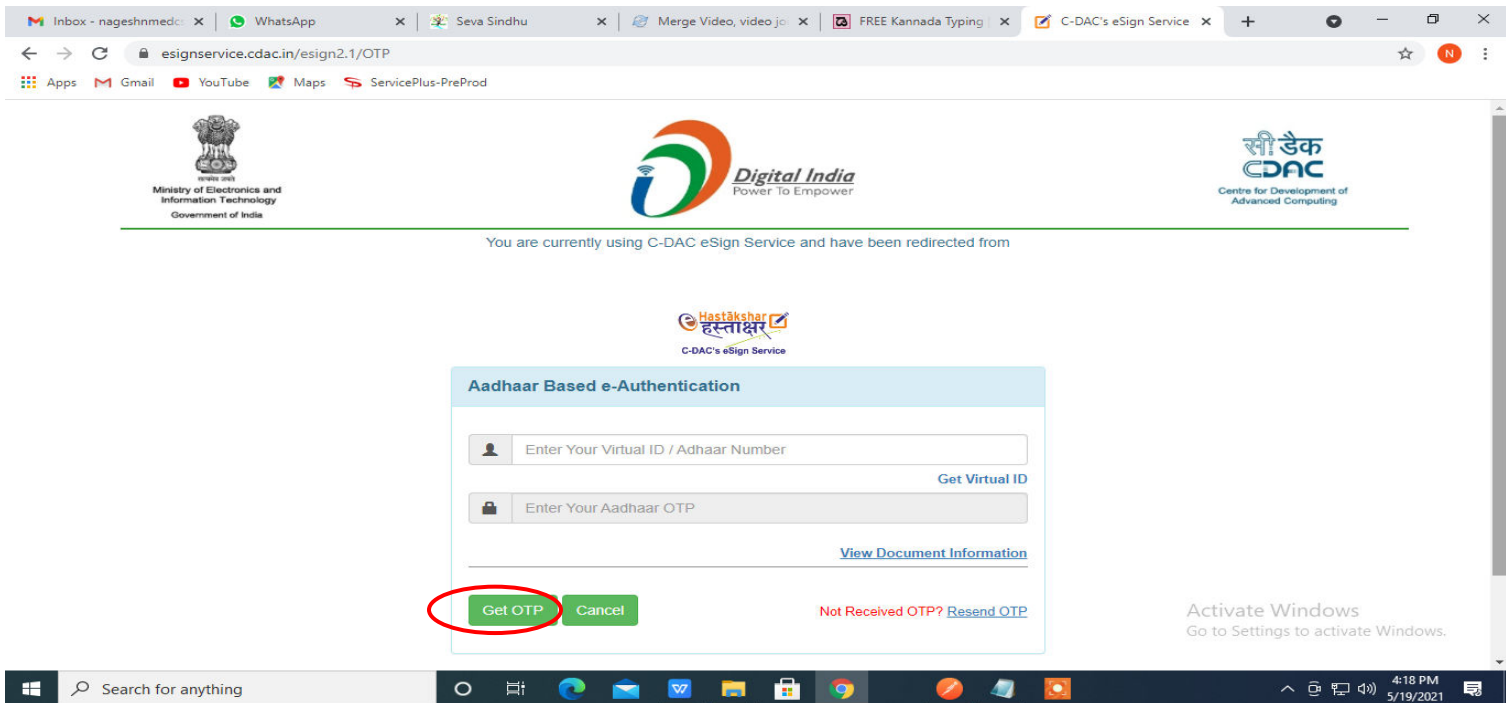
Footer information:

- MINISTRY OF PANCHAYATI RAJ, GOVERNMENT OF INDIA
- Digital India, Power to Empower
- data.gov.in, Open Government Data (OGD) Platform India
- india.gov.in
- DeitY
- PMINDIA
- Site is technically designed, hosted and maintained by National Informatics Centre. Contents on this website is owned, updated and managed by the Ministry of Panchayati Raj. POWERED BY SERVICEPLUS

Step 11 : Click on I agree with above user consent and eSign terms and conditions and Select authentication type to continue and click on **OTP**.



Step 12 : Enter Aadhar Number and click on get OTP



Step 13 :Enter OTP and click on Submit.

The screenshot shows a web browser window with the URL `esignservice.cdac.in/esign2.1/OTP`. The page header includes the Ministry of Electronics and Information Technology logo, the Digital India logo, and the CDAC logo. A message states: "You are currently using C-DAC eSign Service and have been redirected from". Below this is the "Hastakshar" logo and "C-DAC's eSign Service". The main content is a form titled "Aadhaar Based e-Authentication" with the following fields and options:

- Aadhaar Number: 472245377750
- Get Virtual ID (link)
- Password: [Masked]
- I have read and provide my [consent](#)
- [View Document Information](#) (link)
- Submit** (button, circled in red) and **Cancel** (button)
- [Not Received OTP? Resend OTP](#) (link)

The Windows taskbar at the bottom shows the time as 4:19 PM on 5/19/2021.

Step 14 : Acknowledgement will be generated. Acknowledgment consists of applicant details, application details and the payment details for applicant's reference.

The screenshot shows the "ACKNOWLEDGEMENT" page on `serviceonline.gov.in`. The page features a blue header with a "Menu" on the left and user information "Venugopal S N" on the right. The main content is a table titled "ಕರ್ನಾಟಕ ಸರ್ಕಾರ" (Government of Karnataka) and "Sakala Acknowledgement/ಸಕಾಲ ಸ್ವೀಕೃತಿ".

Sakala Acknowledgement/ಸಕಾಲ ಸ್ವೀಕೃತಿ		
Office Name /ಕಛೇರಿ ಹೆಸರು	Department of Higher Education	
Sakala No/ಸಕಾಲ ಸಂಖ್ಯೆ	HE003S210000022	
Application Date /ಅರ್ಜಿಯ ದಿನಾಂಕ	12/05/2021	
Service Requested /ಬಿನಂತಿಸಿದ ಸೇವೆ	Application for Duplicate Degree Certificate	
Applicant Name /ಅರ್ಜಿದಾರರ ಹೆಸರು	TERTEETE	
Applicant Address /ಅರ್ಜಿದಾರರ ವಿಳಾಸ	564545	
Mobile No /ಮೊಬೈಲ್ ಸಂಖ್ಯೆ	3453453453	
Documents Submitted /ದಾಖಲಾತಿಗಳನ್ನು ಸಲ್ಲಿಸಿದ ಮಾಹಿತಿ	Type of document(s)	Document(s) Attached
	Applicant Photo	Applicant Photo
	Affidavit on Stamp paper of Rs.20/- signed by a Notary	Affidavit on Stamp paper of Rs.20/- signed by a Notary
	FIR Copy	FIR Copy
	All semester Marks Card	All semester Marks Card
Payment Status /ಪಾವತಿ ಸ್ಥಿತಿ	Original Degree Certificate copy if available	Original Degree Certificate copy if available
Payment Mode /ಪಾವತಿ ವಿಧಾನ	Not Applicable/ಅನ್ವಯಿಸುವುದಿಲ್ಲ	Go to Settings to activate Windows.
	Cash	

The Windows taskbar at the bottom shows the time as 10:52 AM on 5/24/2021.

Step 15 : To download the certificate, go to the sevasindhu.karnataka.gov.in and click on **Registered Users Login Here.**

Note: Supported browser versions are Internet explorer 9+, Mozilla 50+ and Chrome 52+

SRI BASAVARAJ BOMMAI
Hon'ble Chief Minister | Govt of Karnataka

GOVERNMENT OF KARNATAKA

HOME ABOUT SEVA SINDHU DEPARTMENT'S & SERVICES SERVICE CENTERS GRAMA ONE REPORTS-DASHBOARD FAQ DEPARTMENT CONTACT DETAILS CONTACT US

REVENUE DEPARTMENT HEALTH DEPARTMENT WOMEN AND CHILD DEPARTMENT OF LABOUR POLICE DEPARTMENT

Latest updates Centre No: 8088304855 / 6361799796 / 9380204364 / 9380206704

REGISTERED USERS LOGIN HERE RAISE YOUR COMPLAINT TRACK YOUR APPLICATION STATUS

NEW USERS REGISTER HERE CATEGORY WISE SERVICES COVID RELATED SERVICES

Step 16 : Once the login page is open, enter your username, password/OTP, captcha and click on **Submit.**

serviceonline.gov.in/karnataka/

ಸೇವಾ ಸಿಂಧು SEVA SINDHU

ಕರ್ನಾಟಕ ಸರ್ಕಾರ

Apply for Service

9611106670

..... Get OTP

552519 Type here

Submit

Forgot Password | New user? Register here | Know Your Eligibility

Check Your Application Status

Select Department

Select Service

Enter your Application ID

Check Status Now

© All Rights Reserved

Powered by SERVICEPLUS

Step 17 : Click on **View Status of Application** --> **Track application status**. Enter Application Reference Number (you can refer to Acknowledgment/SMS to get Application Reference Number) and click on **Get Data**.

The screenshot shows the ServicePlus web application interface. The browser address bar displays `serviceonline.gov.in/karnataka/citizenServiceList.do`. The page title is "View Status Of Application / Track Application Status". The form contains the following fields:

- From Date: 24/03/2021
- To Date: 24/05/2021
- App Ref No.: ES002S210000027

A green button labeled "Get Data" is circled in red. The footer of the page includes logos for the Ministry of Panchayati Raj, Digital India, data.gov.in, india.gov.in, and PMINDIA.

Step 18 : Check Current Status of the application. If it is delivered, Click on **Delivered**.

The screenshot shows the ServicePlus web application interface with the application track status page. The browser address bar displays `serviceonline.gov.in/karnataka/applicationTrackStatus.do`. The page title is "View Status Of Application / Track Application Status". The form contains the following fields:

- From Date: 24/03/2021
- To Date: 24/05/2021
- App Ref No.: ES002S210000027

A green button labeled "Get Data" is visible. Below the form, there is a table with the following data:

SNo	Service Name	Application Reference No	Submission Date	Due Date	Current Status
1	Application for Death Certificate	ES002S210000027	20/05/2021	21/05/2021	Delivered

The "Delivered" status in the table is circled in red. The page also shows a search bar and pagination controls (First, Previous, 1, Next, Last). The footer of the page includes logos for the Ministry of Panchayati Raj, Digital India, data.gov.in, india.gov.in, and PMINDIA.

Step 19 : Under Issue Document(s), click on **Output certificate**.

ServicePlus
Metadata-based Integrated eSer...

Menu

- Manage Profile
- Apply for services
- View Status of Application
 - Track application status
 - View Incomplete Application
 - Revalidate Payment
 - Modify Submissions
- Messages & Alerts

Status of Application

Application Reference Number : ES002S210000027

Name of the Service : Application for Death Certificate

Applied By : Asha D J

Application due Date : 21/05/2021

S.No.	Task Name	Form Details	Issued Document(s)	Status	Remarks
1	Application Submission	View	Acknowledgement	Completed	NA
2	Push application data to DB	NA	Nil	Forwarded	View
3	Callback Webservice	NA	Output Certificate	Delivered	View

Showing 1 to 1 of 1 entries

Close

Step 20 : Biotechnology Registration Certificate will be downloaded.

WPS Office

AC807S210000003 (1).pdf

Home Insert Comment Edit Page Protect Tools

Hand Tool Selected Tool Edit Content PDF to Office PDF to Picture Annotate 40% Rotate Auto Scroll Read Mode Background Screen Grab Search Highlight Note

Navigation 2/3

Test Data -- Test Data

Joint Director
Registering Authority, Joint Director of Agriculture
(Plant Protection & Fertilizer)
Office of Commissioner of Agriculture Bangalore
KARNATAKA

Date: 13/05/2021

Terms & Conditions of Certificate

- The holder of this certificate shall display the same in a conspicuous place open to the public in a part of the principal premises in which the business of making the physical and analytical mixture of fertiliser and organic fertiliser is carried on and also in a conspicuous manner in every other premises in which the business is carried on. The number of copies of certificate of the certificate shall be obtained on payment of the fee thereof.
- The holder of this certificate shall not keep in the premises in which he carries on the business of making physical and analytical mixture of fertiliser and organic fertiliser in respect of which a certificate of registration has not been issued under the Fertiliser Control Order, 1985 and he shall not, in any premises in which he carries on the business of making the physical and analytical mixture of fertiliser and organic fertiliser, use any other certificate of registration issued by any other person or authority.
- The holder of this certificate shall comply with the provisions of the Fertiliser (Control) Order, 1985 and he shall not, in any premises in which he carries on the business of making the physical and analytical mixture of fertiliser and organic fertiliser, use any other certificate of registration issued by any other person or authority.
- The holder of this certificate shall ensure that a physical and analytical mixture of fertiliser and organic fertiliser in respect of which a certificate of registration has been obtained is prepared by him or by a person having such qualifications, as may be prescribed by the State Government, from time to time or by any other person under the direction, supervision and control of a holder of the person having the said qualifications.
- The certificate and copies thereof, if any, will be reissue numbered and delivered against the signature of the holder thereof or his agent on the carbon copy of the certificate which will be kept intact bound in the "Certificate Book" by each Registering Authority.